















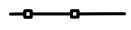
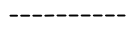





LEGEND:

-  APPROACH LOCATION
- #59** CIVIC ADDRESS
- 29 LOT NUMBER
-  FIRE HYDRANT
-  GATEVALVE
-  MANHOLE
-  CATCHBASIN
-  LIGHT STANDARD
-  HYDRO PEDESTAL
-  M.T.S. PEDESTAL
-  CABLE PEDESTAL
-  COMMUNITY MAIL BOX
-  SIDEWALK
-  SIGNATURE LOT
-  PATHWAY
-  DRAINAGE EASEMENT
-  SOLID FENCE DESIGN
(SEE FENCE DESIGN DETAIL)
-  OPEN FENCE DESIGN
(SEE FENCE DESIGN DETAIL)
-  CHAINLINK FENCE
(SEE FENCE DESIGN DETAIL)
-  LANDSCAPED BERM
(ROBERT BOCKSTAEL
BLOCKS: 4, 5 & 6)
-  CUL-DE-SAC / BEND
DRIVEWAY APPROACH ALIGNMENT
-  RIGHT APPROACH
-  LEFT APPROACH

THIS CONCEPT PLAN IS FOR GENERAL INFORMATION ONLY AND IS SUBJECT TO CHANGE WITHOUT NOTICE.

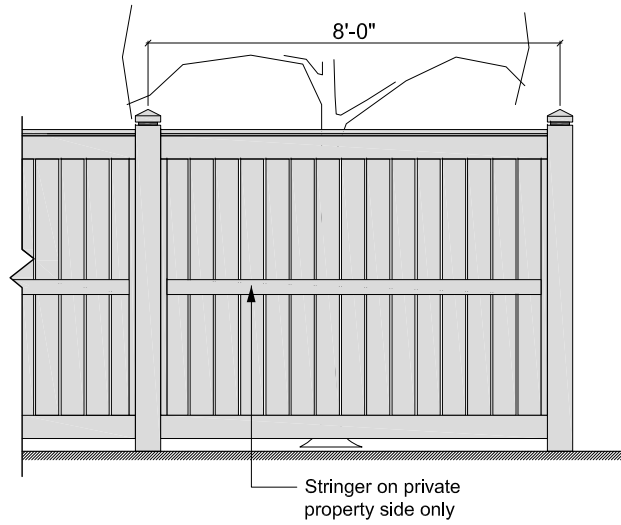


PHASE 10C EAST MARKETING PLAN
October 28, 2024

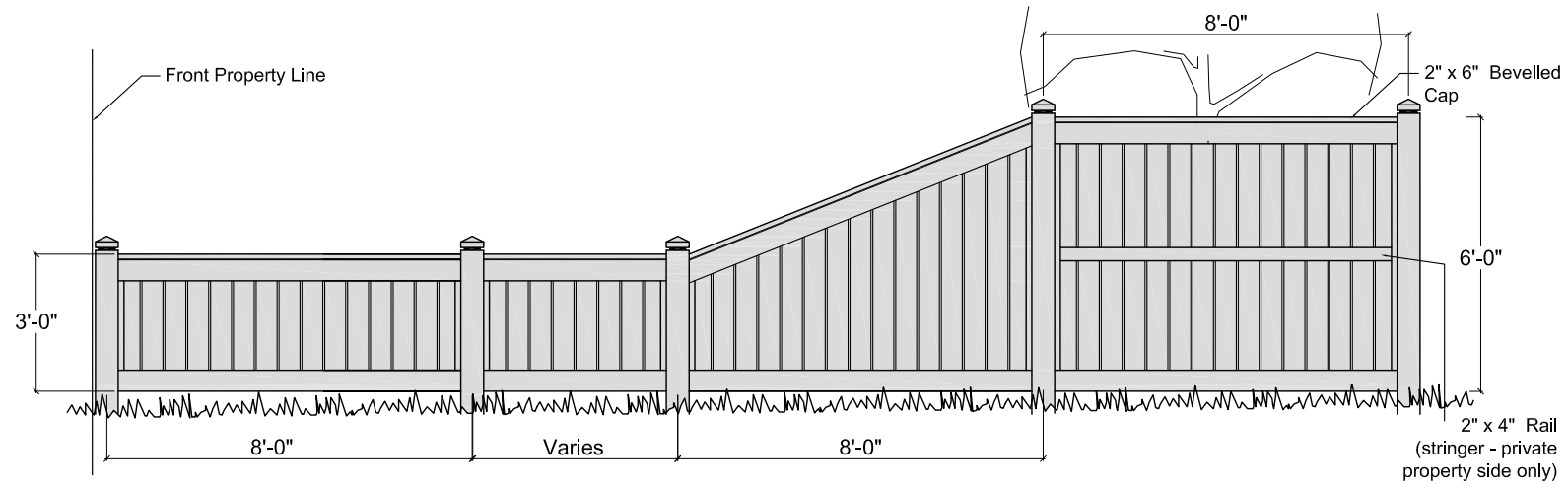


FENCE DESIGN DETAILS

--- SOLID FENCE DESIGN

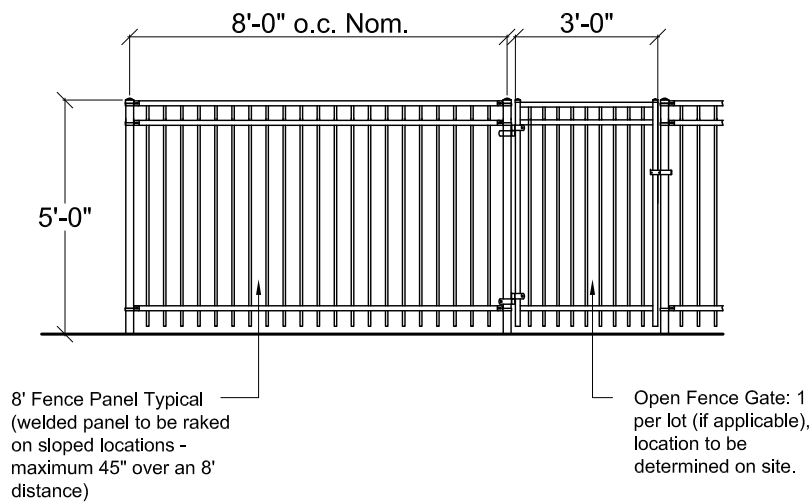


1 Solid Fence Elevation - Typ.
10CE Solid Fence Design - NTS



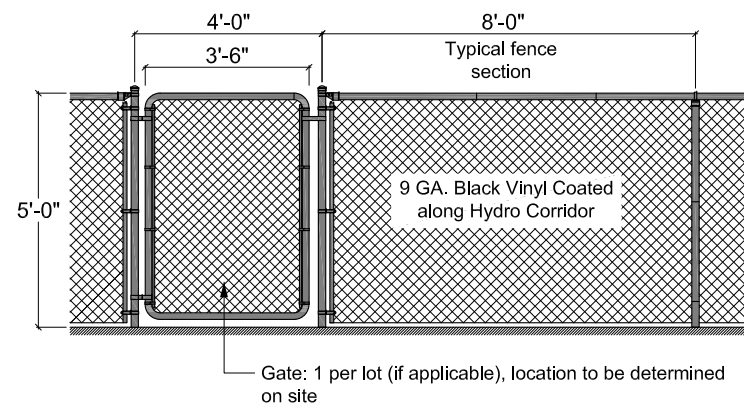
2 Solid Fence - Street or Path Side Yard - Typ.
10CE Solid Fence along Side Yard Design - NTS

~ ~ ~ OPEN FENCE DESIGN



3 Open Fence Elevation - Typ.
10CE Open Fence Design - NTS

--- CHAIN LINK FENCE DESIGN



4 Rear Yard Chain-link Fence Elevation - Typ.
10CE Chain-link Fence Design - NTS



NOTE: FOR ILLUSTRATION PURPOSES ONLY. NOT TO BE USED AS CONSTRUCTION DRAWINGS.

PHASE 10C East
Chickadee Lane
Porcupine Crescent
Robert Bockstael Drive
Rue Yolande

