

PHASE 7B2 MARKETING PLAN
August 22, 2019



LEGEND:

- | | | | | | |
|--|-------------------|--|--------------------|--|--|
| | APPROACH LOCATION | | LIGHT STANDARD | | PILLAR
(SEE FENCE DESIGN DETAIL) |
| | CIVIC ADDRESS | | HYDRO PEDESTAL | | SOLID WOOD FENCE DESIGN
(SEE FENCE DESIGN DETAIL) |
| | LOT NUMBER | | M.T.S. PEDESTAL | | CHAIN LINK FENCE DESIGN
(SEE FENCE DESIGN DETAIL) |
| | SIGNATURE LOT | | CABLE PEDESTAL | | CUL-DE-SAC / BEND - DRIVEWAY
APPROACH ALIGNMENT |
| | FIRE HYDRANT | | COMMUNITY MAIL BOX | | |
| | GATEVALVE | | SIDEWALK | | |
| | MANHOLE | | DRAINAGE EASEMENT | | |
| | CATCHBASIN | | BERM | | |



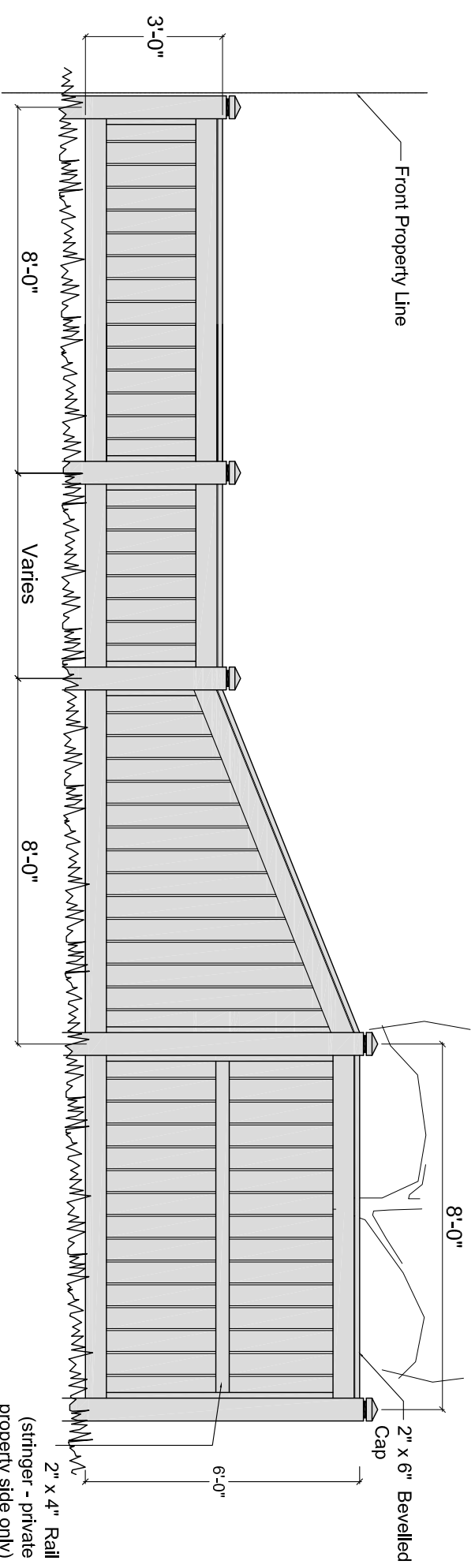
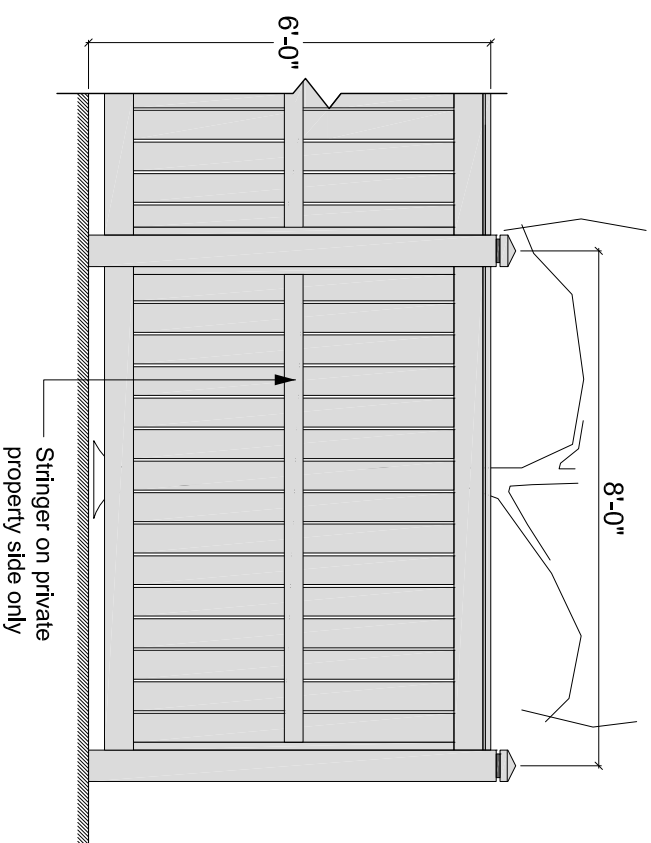
THIS CONCEPT PLAN IS FOR GENERAL INFORMATION ONLY AND IS SUBJECT TO CHANGE WITHOUT NOTICE.

THIS IS A DRAFT VERSION OF THE MARKETING PLAN.

NOT TO SCALE.

FENCE DESIGN DETAILS

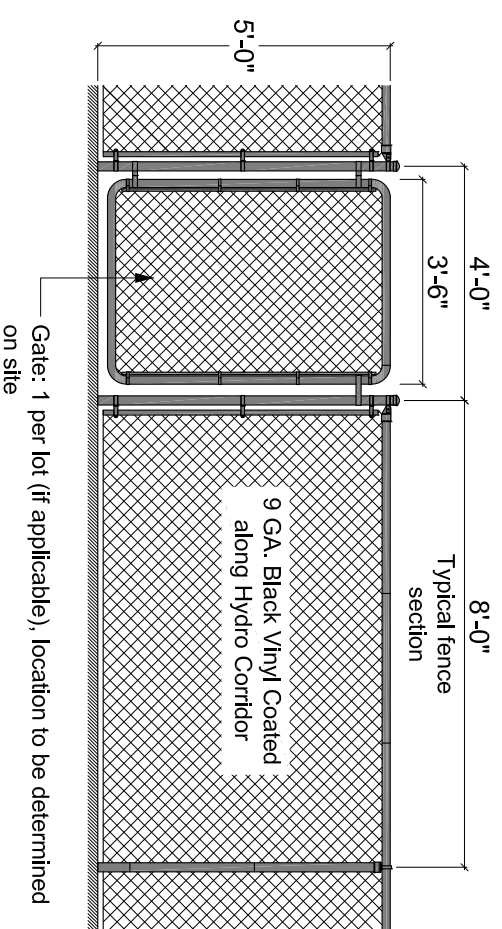
- - - - SOLID FENCE DESIGN



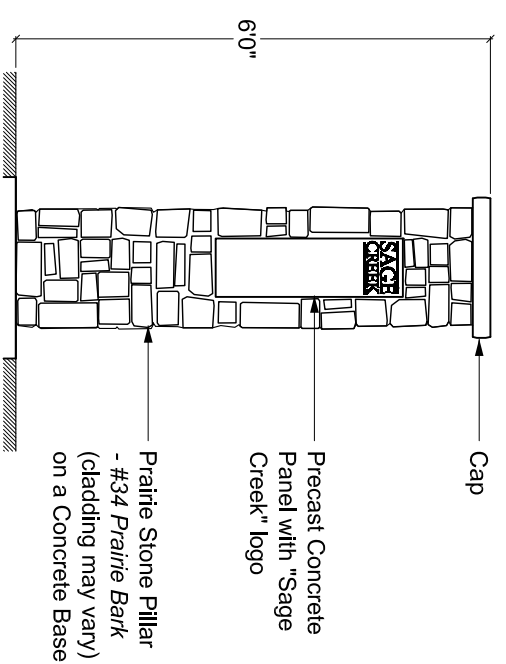
1 Solid Fence Elevation - Typ.
7B2 Solid Fence Design - NTS

2 Solid Fence - Street or Path Side Yard - Typ.
7B2 Solid Fence along Side Yard Design - NTS

—●— CHAIN LINK FENCE DESIGN



■ PILLAR DESIGN



3 Rear Yard Chain-link Fence Elevation - Typ.
7B2 Chain-link Fence Design - NTS

4 Pillar Elevation - Typ.
7B2 Pillar Design - NTS

NOTE: FOR ILLUSTRATION PURPOSES ONLY. NOT TO BE USED AS CONSTRUCTION DRAWINGS.